


SimpelHaus



RHYTHM SOFA

UNBOXING & SETUP GUIDE

BEFORE YOU BEGIN

SAFETY TIPS

- Carefully open packaging using scissors only.
- Do not use knives directly on fabric surfaces.
- Keep plastic packaging away from children.

WHAT TO EXPECT

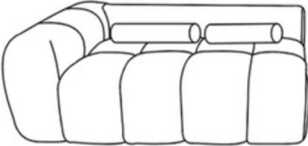
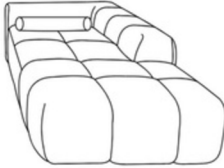

- Your sofa is vacuum-compressed for shipping.
- Minor wrinkles and creases are normal.
- Allow up to 72 hours for full expansion.
- Slight variations in shape and firmness during expansion are normal.
- Fluff cushions during expansion.

SETUP RECOMMENDATIONS

- Setup on a clean, flat surface.
- Check all items before setup.
- No tools required for setup.

Thank you for choosing SimpelHaus.

What's Included

NUMBER	COMPONENT	QUANTITY
A		1PC
B		1PC
C		3PC

Unboxing & Setup Guide


1 Unpack the sofa modules and cushions.

1



Remove from box

2



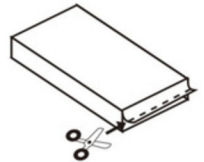
Cut outer white wrapper

3




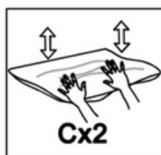
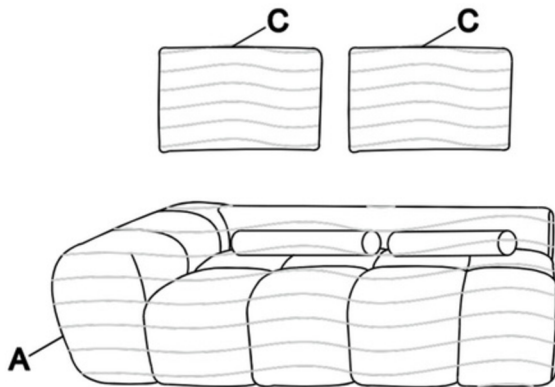
Unroll the sofa

4



Remove plastic

Box. 1



Fluff and pat the cushions evenly to help restore their shape.

Unboxing & Setup Guide

② Unpack the sofa modules and cushions.

1




Remove from box

2



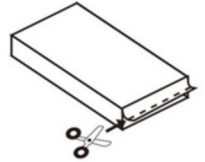
Cut outer white wrapper

3



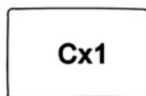
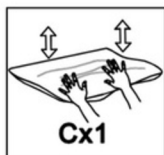
Unroll the sofa

4



Remove plastic

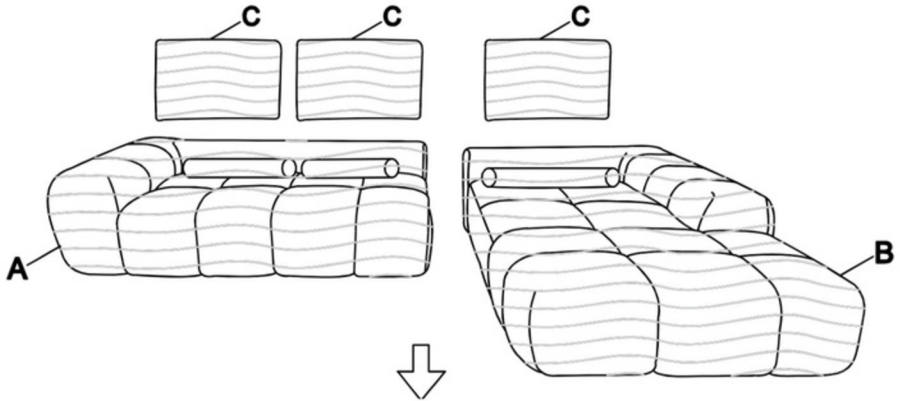
Box. 2



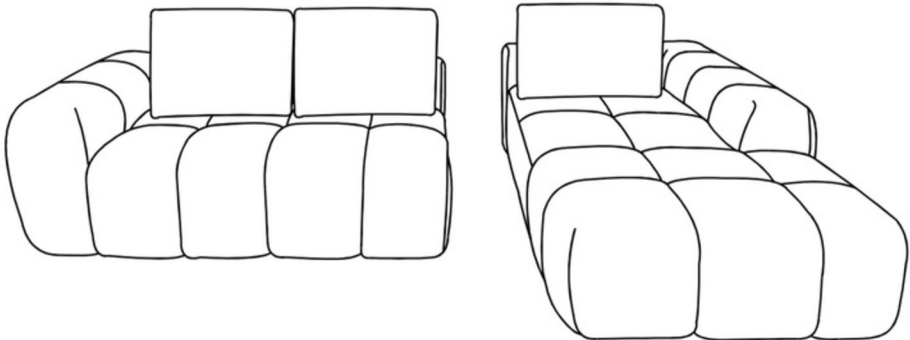
Fluff and pat the cushions evenly to help restore their shape.

Unboxing & Setup Guide

- ③ Allow the sofa to fully expand and regain its shape.



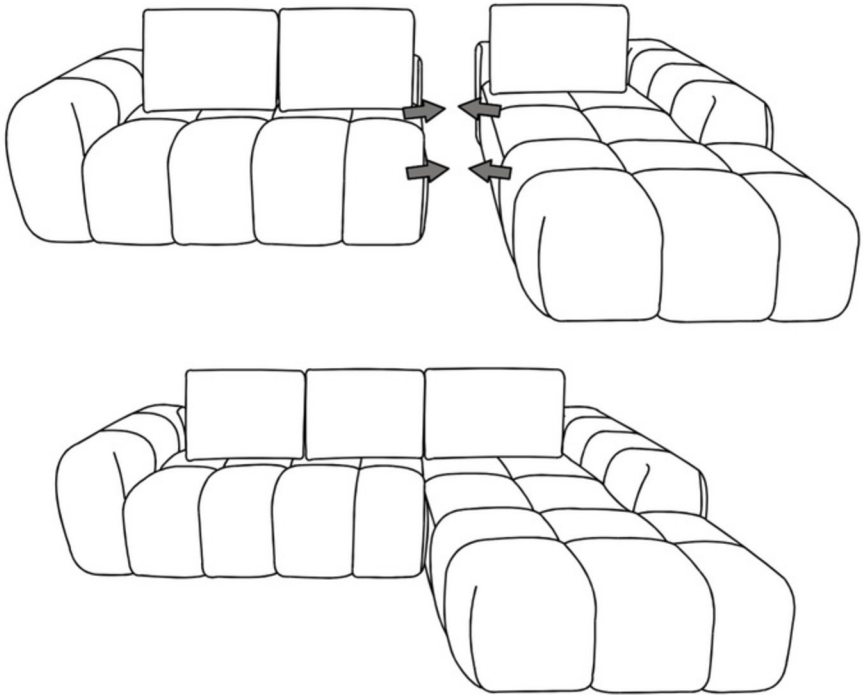
Minor wrinkles and variations are normal during expansion.



Your sofa may take up to 72 hours to fully expand.

Unboxing & Setup Guide

④ Connect the sofa modules together.



Enjoy your space with SimpelHaus.