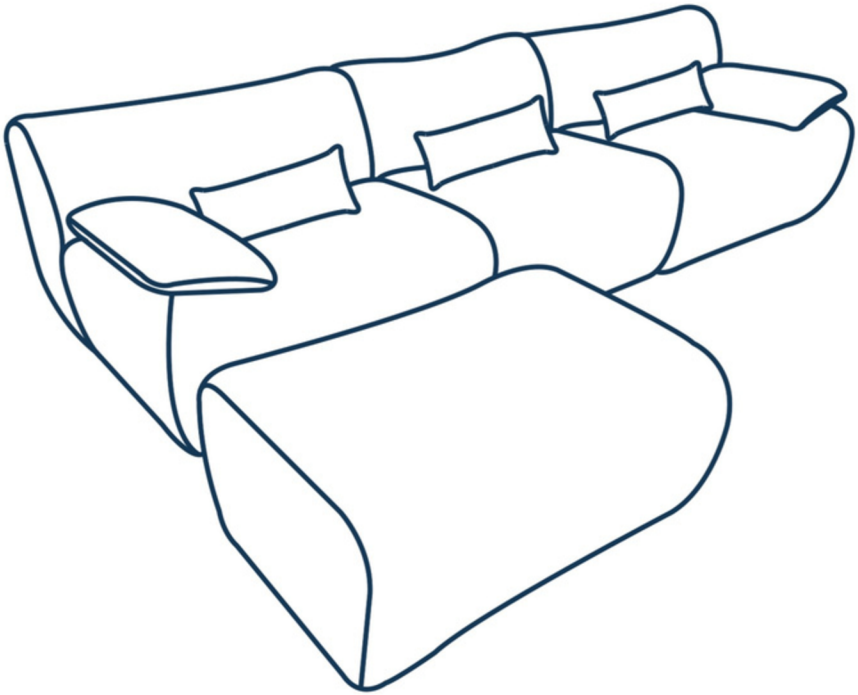


SimpelHaus



OSLO SOFA

UNBOXING & SETUP GUIDE

BEFORE YOU BEGIN

SAFETY TIPS

- Carefully open packaging using scissors only.
- Do not use knives directly on fabric surfaces.
- Keep plastic packaging away from children.

WHAT TO EXPECT







- Your sofa is vacuum-compressed for shipping.
- Minor wrinkles and creases are normal.
- Allow up to 72 hours for full expansion.
- Slight variations in shape and firmness during expansion are normal.
- Fluff cushions during expansion.

SETUP RECOMMENDATIONS

- Setup on a clean, flat surface.
- Check all items before setup.
- No tools required for setup.




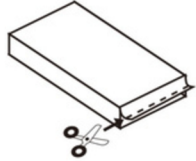
Thank you for choosing SimpelHaus.

What's Included

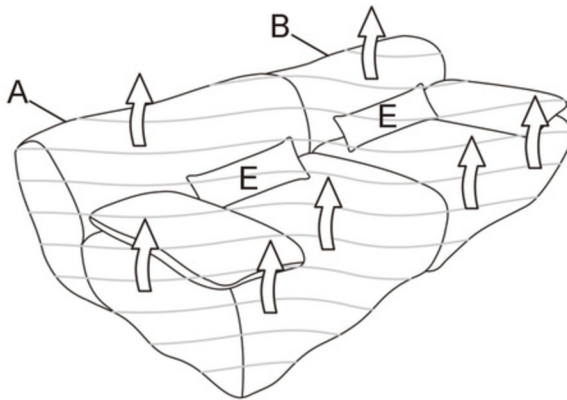
NUMBER	COMPONENT	QUANTITY
A	 Left Seat	1PC
B	 Right Seat	1PC
C	 Middle Seat	1PC
D	 Ottoman	1PC
E	 Cushions	3PC
F	 Connector Strips	4PC

Unboxing & Setup Guide

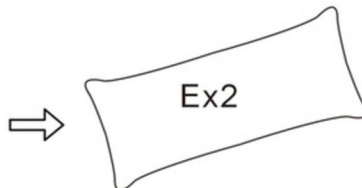
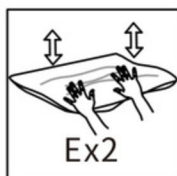
① Unpack the sofa modules and cushions.

<p>1</p>  <p>Remove from box</p>	<p>2</p>  <p>Cut outer white wrapper</p>	<p>3</p>  <p>Unroll the sofa</p>	<p>4</p>  <p>Remove plastic</p>
--	---	---	---

Box. 1



Wrinkles and compression marks are normal after unpacking.



Fluff and pat the cushions evenly to help restore their shape.

Unboxing & Setup Guide

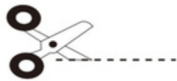
② Unpack the sofa modules and cushions.

1




Remove from box

2



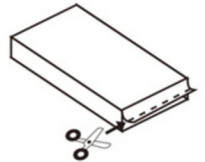
Cut outer white wrapper

3



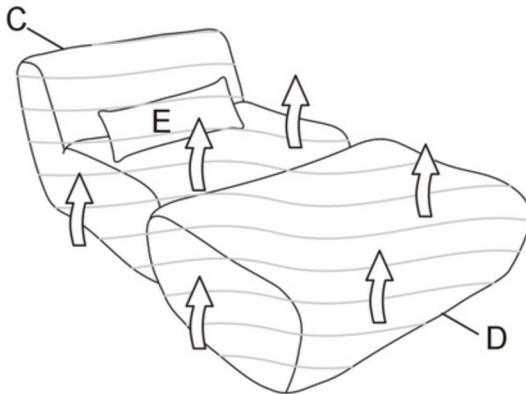
Unroll the sofa

4

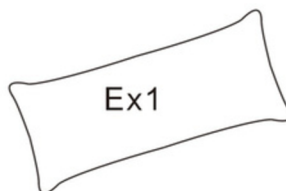
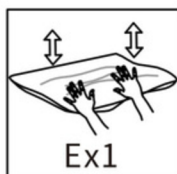


Remove plastic

Box. 2



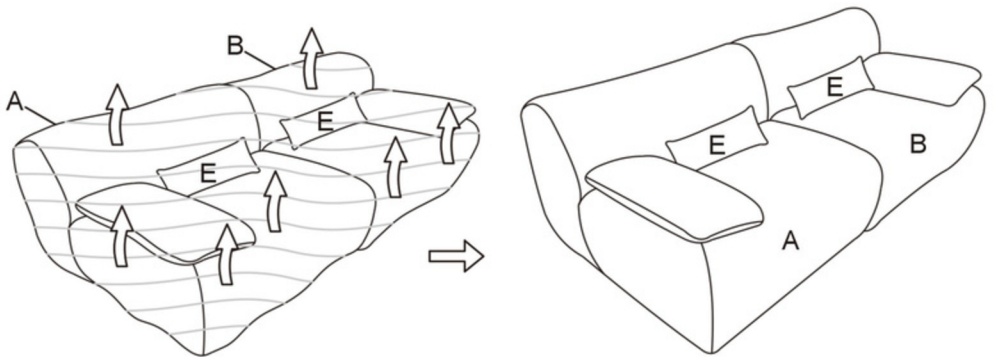
Wrinkles and compression marks are normal after unpacking.



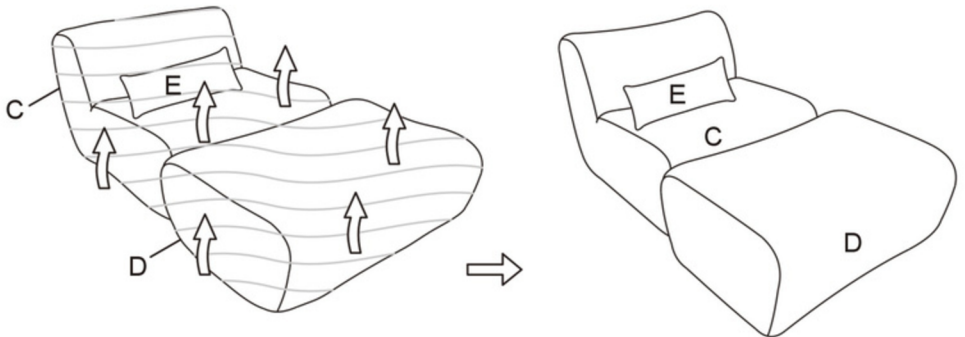
Fluff and pat the cushions evenly to help restore their shape.

Unboxing & Setup Guide

- ③ Allow the sofa to fully expand and regain its shape.



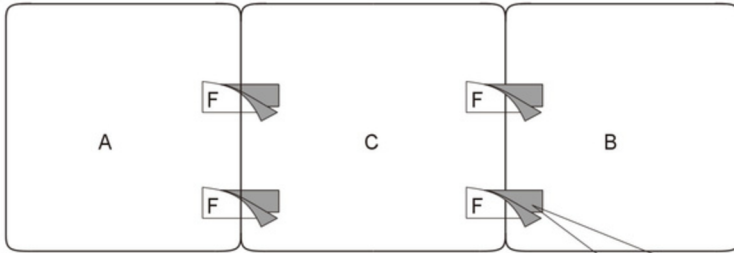
Minor wrinkles and variations are normal during expansion.




Your sofa may take up to 72 hours to fully expand.

Unboxing & Setup Guide

- ④ Connect the sofa modules together.



Secure the modules using the connector straps underneath.



Enjoy your space with SimpelHaus.