


SimpelHaus



OASIS SOFA

UNBOXING & SETUP GUIDE

BEFORE YOU BEGIN

SAFETY TIPS

- Carefully open packaging using scissors only.
- Do not use knives directly on fabric surfaces.
- Keep plastic packaging away from children.

WHAT TO EXPECT

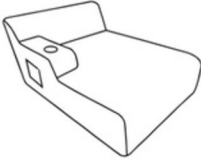
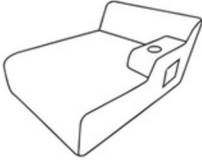



- Your sofa is vacuum-compressed for shipping.
- Minor wrinkles and creases are normal.
- Allow up to 72 hours for full expansion.
- Slight variations in shape and firmness during expansion are normal.
- Fluff cushions during expansion.

SETUP RECOMMENDATIONS

- Setup on a clean, flat surface.
- Check all items before setup.
- No tools required for setup.

Thank you for choosing SimpelHaus.

What's Included

NUMBER	COMPONENT	QUANTITY
A	 Left Chaise Module	1PC
B	 Right Chaise Module	1PC
C	 Back Cushions	2PC
D	 Side Cushions	2PC
E	 Cup Holders	2PC

Unboxing & Setup Guide


1 Unpack the sofa modules and cushions.

1



Remove from box

2



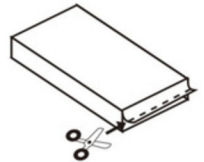
Cut outer white wrapper

3



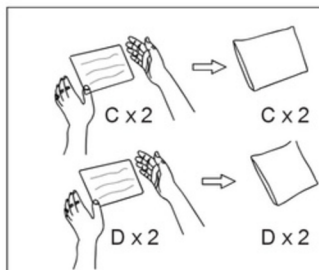
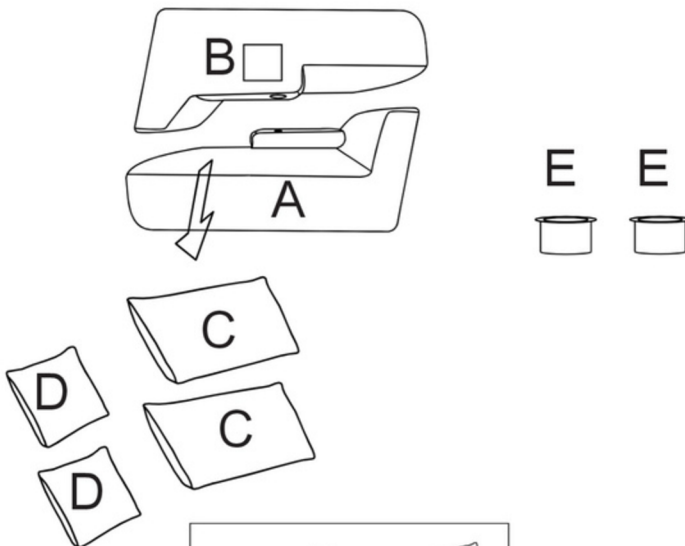
Unroll the sofa

4



Remove plastic

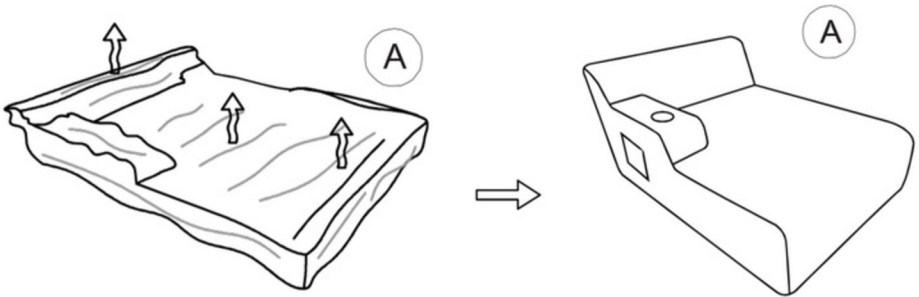
Box. 1



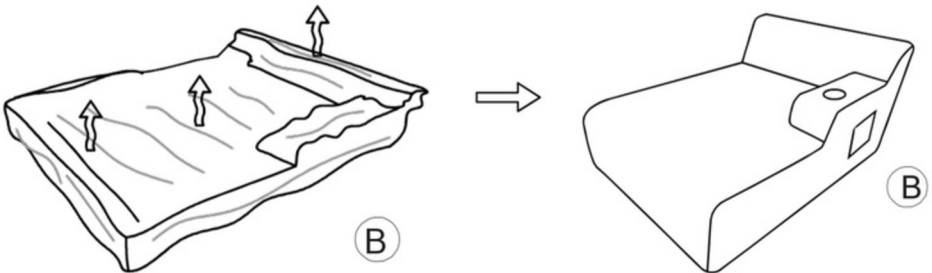
Fluff and pat the cushions evenly to help restore their shape.

Unboxing & Setup Guide

② Allow the sofa to fully expand and regain its shape.



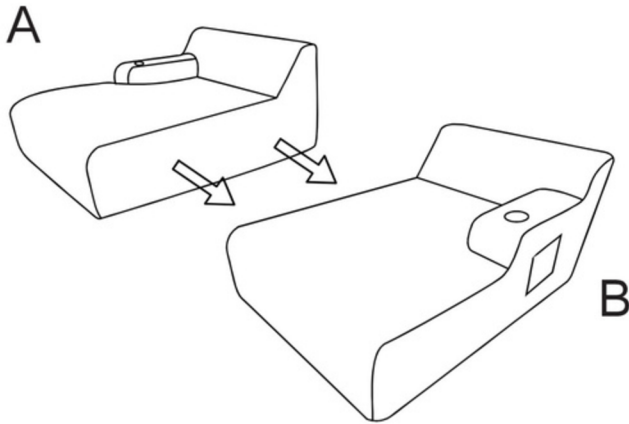
Minor wrinkles and variations are normal during expansion.



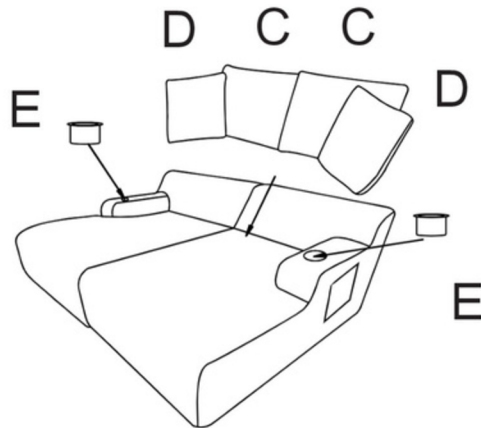
Your sofa may take up to 72 hours to fully expand.

Unboxing & Setup Guide


③ Connect the sofa modules together.



Place the cushions and insert the cup holders.



Unboxing & Setup Guide



Enjoy your space with SimpelHaus.