


# SimpelHaus



## HAVEN SOFA

**UNBOXING & SETUP GUIDE**

# BEFORE YOU BEGIN

## SAFETY TIPS

- Carefully open packaging using scissors only.
- Do not use knives directly on fabric surfaces.
- Keep plastic packaging away from children.

## WHAT TO EXPECT

- Your sofa is vacuum-compressed for shipping.
- Minor wrinkles and creases are normal.
- Allow up to 72 hours for full expansion.
- Slight variations in shape and firmness during expansion are normal.
- Fluff cushions during expansion.




## SETUP RECOMMENDATIONS

- Setup on a clean, flat surface.
- Check all items before setup.
- No tools required for setup.

---

Thank you for choosing SimpelHaus.

# What's Included

NUMBER	COMPONENT	QUANTITY
A	 A line drawing of a sofa with a backrest and armrests.	1PC
B	 A line drawing of a rectangular cushion.	1PC
C	 A line drawing of a square cushion.	2PC

# Unboxing & Setup Guide

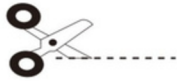
## 1 Unpack the sofa modules and cushions.

1



Remove from box

2



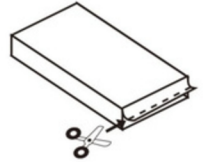
Cut outer white wrapper

3



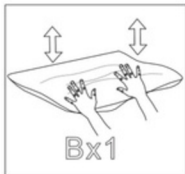
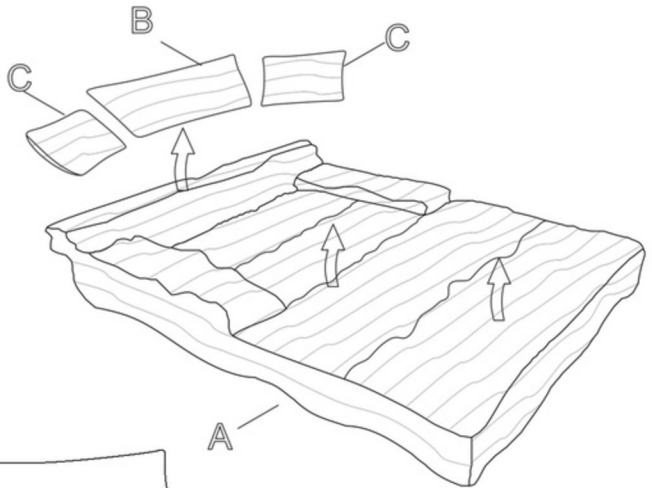
Unroll the sofa

4

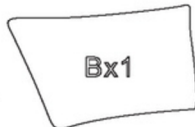


Remove plastic

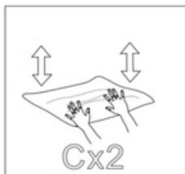
Box. 1



Bx1



Bx1



Cx2

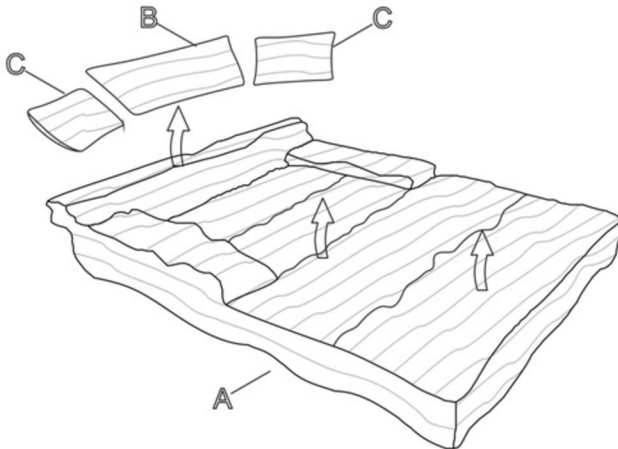


Cx2

Fluff and pat the cushions evenly to help restore their shape.

# Unboxing & Setup Guide

- ② Allow the sofa to fully expand and regain its shape.



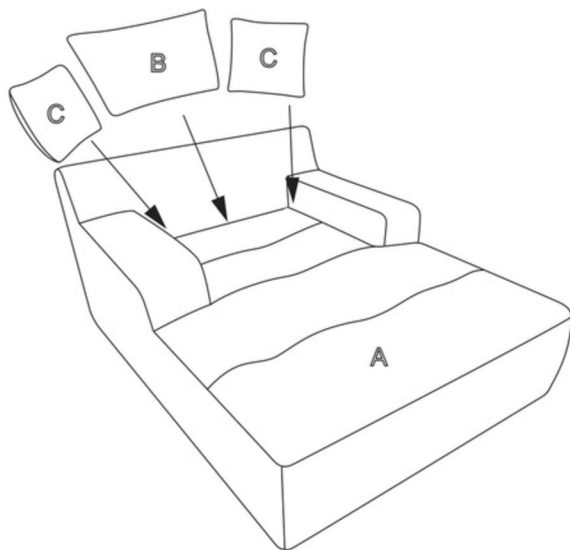
Minor wrinkles and variations are normal during expansion.




Your sofa may take up to 72 hours to fully expand.

# Unboxing & Setup Guide

- ③ Style the cushions as shown.



# Assembly Instructions



Enjoy your space with SimpelHaus.